

A MINOR PENTATONIC SCALES

5th

1

7th

2

9th

3

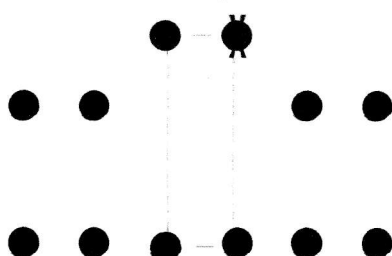

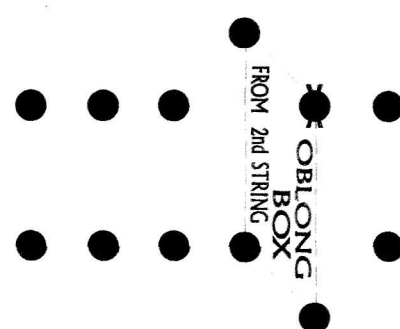
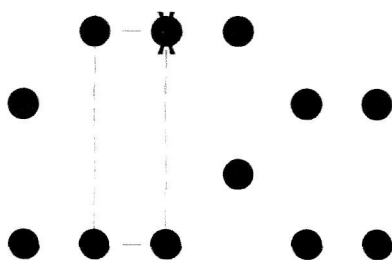

12th

4

14th

5

PLAYING WITH MINOR PENTATONIC SCALES

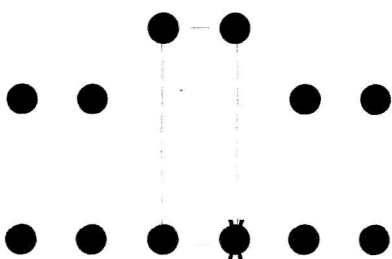

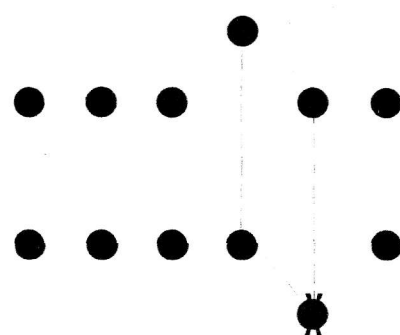
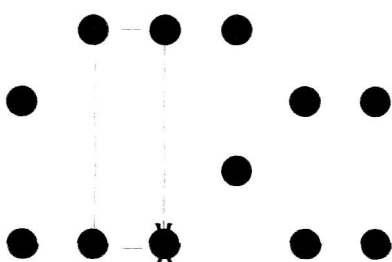



1/ PUT THE FIRST FINGER ON THE NOTE OF THE KEY YOUR PLAYING, (1).

2/ PLAY THE OBLONG BOX, AS IN DIAGRAM.

3/ REMEMBER WHICH SCALE PATTERN, (OF THE FIVE), HAD THE LONG BOX ON THOSE TWO STRINGS.

PLAYING WITH MAJOR PENTATONIC SCALES



1/ PUT THE FOURTH FINGER ON THE NOTE OF THE KEY YOUR PLAYING, (4).

2/ PLAY THE OBLONG BOX, AS IN DIAGRAM.

3/ REMEMBER WHICH SCALE PATTERN, (OF THE FIVE), HAD THE LONG BOX ON THOSE TWO STRINGS.